



Size 2-4



1100mm
(max door width)

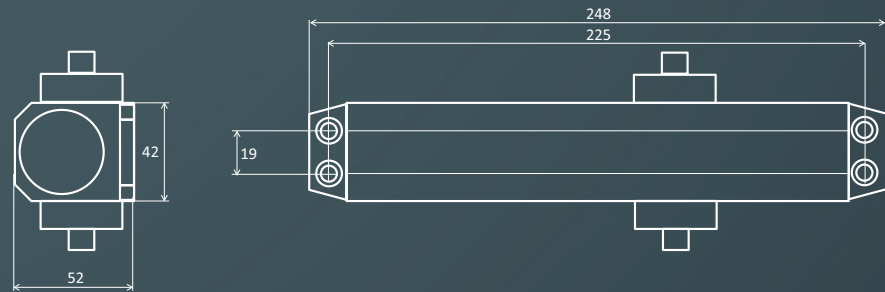


80kg
(max door weight)



10 Years

TS2.224 - Spring Adjustable, c/w Back Check



Product Overview:

An efficient, durable and stylish variable power overhead door closer. Suitable for most applications particularly those with constant use which require a backcheck function.

Testing & Standards

- UKCA marked against EN1154
- CE marked against EN1154
- Included in successful fire test to EN1634
- Suitable for use on timber fire doors of up to 120 minutes fire resistance
- Safe in use
- High corrosion resistance
- Certifire CF6170

| Specification | TS2.224 | |
|----------------------------|---------------------|------|
| Closing force | EN size | 2-4 |
| Door size (max) | Width (mm) | 1100 |
| | Weight (kg) | 80 |
| Door size (min) | Width (mm) | 280 |
| Body dimensions | Length (mm) | 248 |
| | Height (mm) | 42 |
| | Depth (mm) | 52 |
| Application | Pull side fig 1 | ✓ |
| | Push side fig 66 | ✓ |
| | Transom side fig 61 | ✓ |
| Mechanism | Rack & pinion | ✓ |
| Angle of opening fig 1 | | 180° |
| Non handed | | ✓ |
| Power adjustment by spring | | ✓ |
| Adjustable sweep speed | | ✓ |
| Adjustable latch speed | | ✓ |
| Adjustable back check | | ✓ |

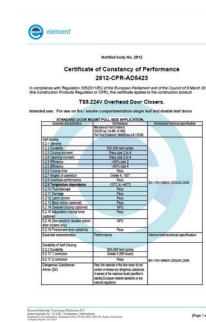
| Cover options | TS2.224 | |
|---------------|---------|---|
| Semi-radius | | ✓ |

| Finish options | TS2.224 | |
|-----------------------------|---------|---|
| Cover & matching sissor arm | SIL | ✓ |
| | SSS | ✓ |
| | PB | ✓ |
| | PSS | ✓ |

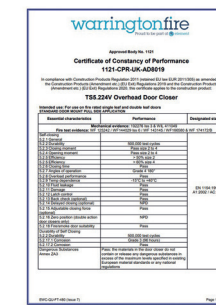
| Tested to EN1154 | TS2.224 | |
|------------------|---------|--|
|------------------|---------|--|

- 4 8 $\frac{2}{4}$ 1 1 3 - fig 1
- 3 8 $\frac{2}{3}$ 1 1 3 - fig 66
- 3 8 $\frac{2}{4}$ 1 1 3 - fig 61

CE certificate



UKCA certificate



Finishes



Cover



Semi radiused cover
L:253 x H:67 x D:54mm

Certifire certificate

